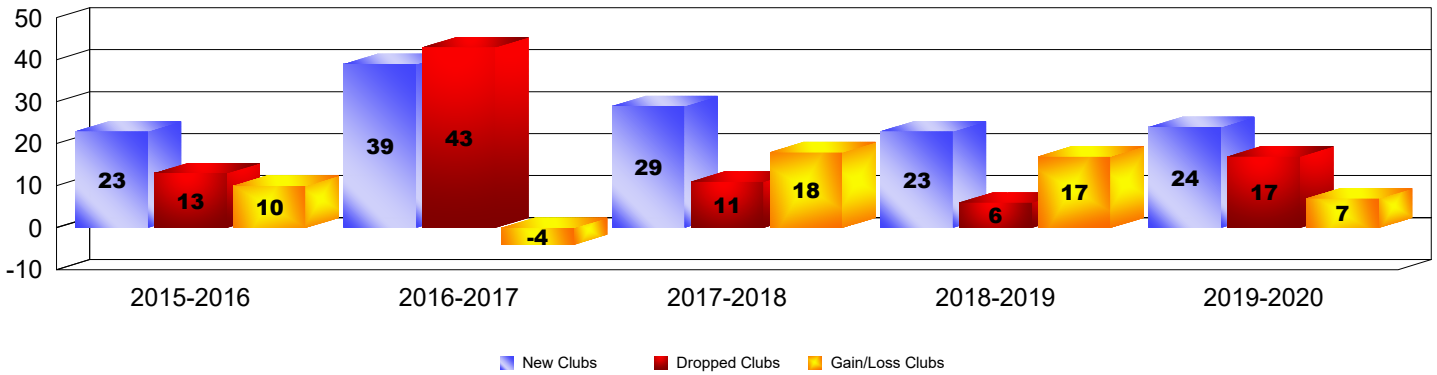


Multiple District 300

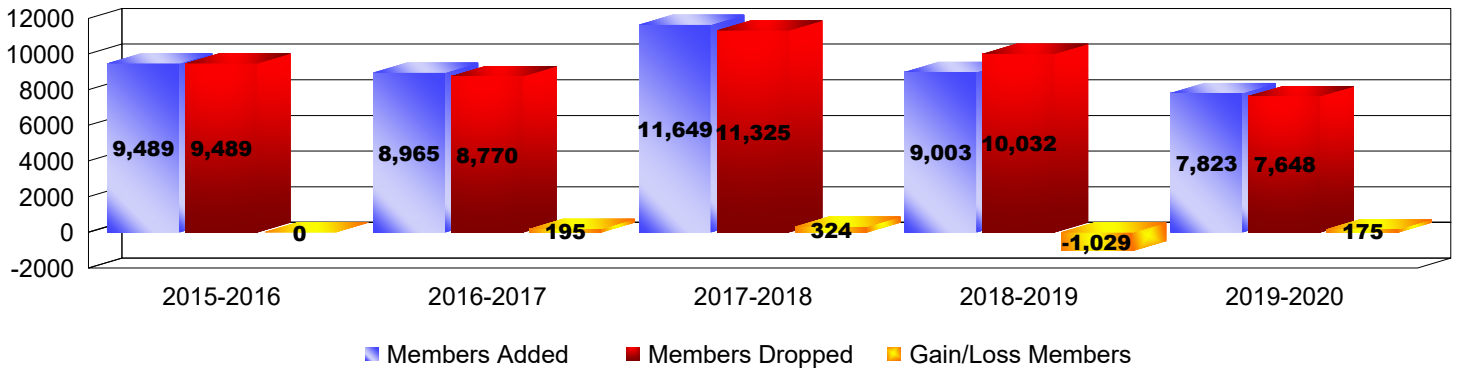
As of June 2020 Cumulative

Year	New Clubs	Dropped Clubs	Gain/Loss Clubs	New Members	Charter Members	Reinstate Members	Transfer Members	Total Member Added	Total Members Dropped	Gain/Loss Members
2015-2016	23	13	10	7,763	948	607	171	9,489	9,489	0
2016-2017	39	43	-4	6,839	1,389	555	182	8,965	8,770	195
2017-2018	29	11	18	9,717	1,198	543	191	11,649	11,325	324
2018-2019	23	6	17	7,359	890	545	209	9,003	10,032	-1,029
2019-2020	24	17	7	6,202	889	552	180	7,823	7,648	175
Average	28	18	10	7,576	1,063	560	187	9,386	9,453	-67


Clubs



Members



Membership Composition June 2020 Cumulative



Gender Comparison June 2020 Cumulative

